




P ▲ R ▲ G ▲ D O X™



# Paradox My Home and Insite GOLD App



## Your Living and Safety Assurance

### PMH SWAN Server



Bridge to connect Paradox systems to Cellular or IP devices



Auto-connect to PCS cellular devices, IP150, and IP cameras



Reliable 24/7 connection



No port forwarding, IP programming/configuration or UPNP required



Bridge for Video streaming and push notifications



Encrypted communication – no data kept on server



Site supervision and push if lost



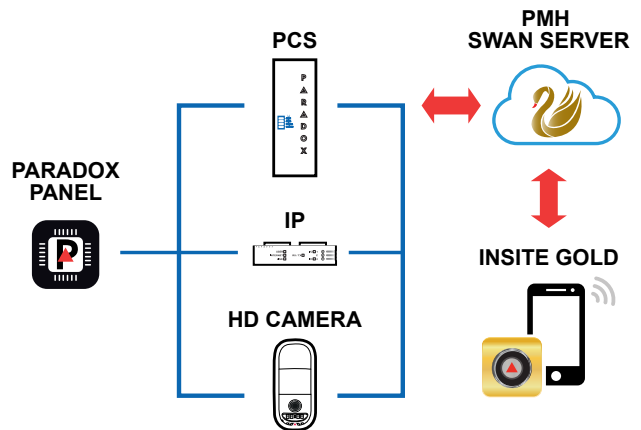
Simple account creation with email and Site Panel serial number

# PMH and Insite GOLD

## How to use it?

### Introduction

PMH (Paradox My Home) is a server created to be a bridge between Paradox systems IP devices, IP cameras and mobile devices using the Insite GOLD application. Using the PMH server allows connection to all without any local IP programming or programming of Paradox devices. Enrolling an account and creating a site is very easy and takes a few minutes. PMH also provides reliable system push notifications, as well as supervision lost notification.



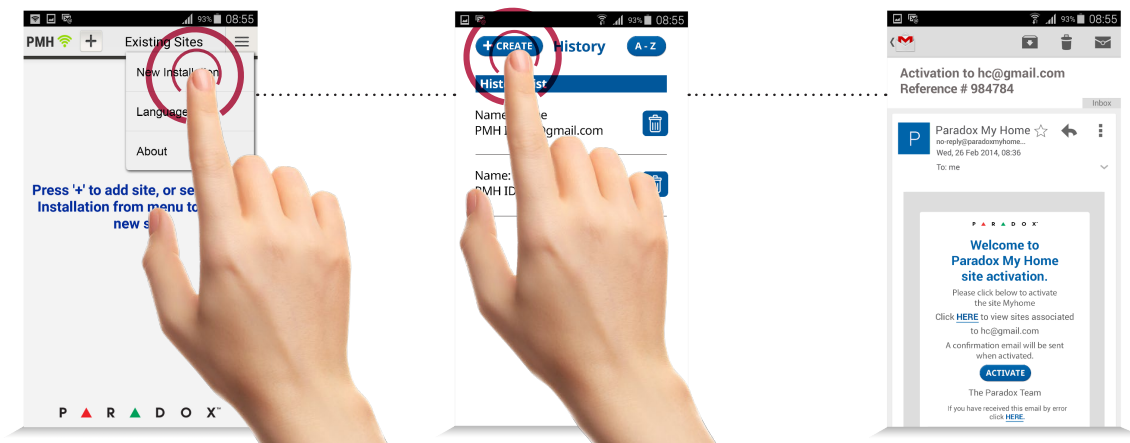
### Adding Account to PMH

First, a Master has to create an account at PMH. The account can be created after downloading the Insite GOLD application: Menu >New installation > Create account in PMH. Once an account is created, a confirmation email will be sent including an activation link.

The account will be controlled by this email address. The creation and activation of a PMH account is free.

Once an account is created, monitored sites can be added, with no limitation on number of sites monitored per account.

A site must be added within 6 months after creation of the account to keep the account in the database.

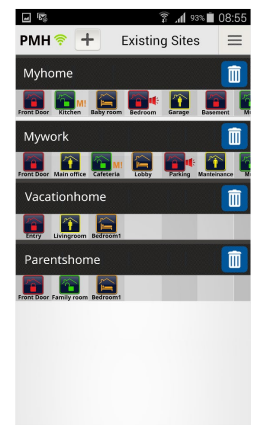
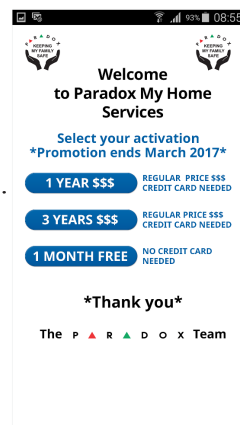
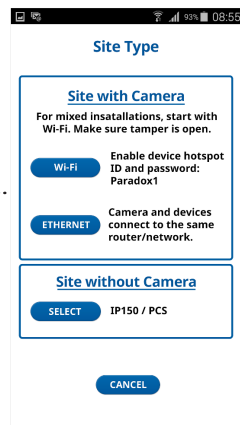


## Creating a Site and Service Options

Each Paradox system (SITE) is identified with a PMH account by the serial number of the Paradox control panel. Each site has also a site ID. Optional site name can be added in the phone application. PMH sites can be connected to PMH via Paradox IP cameras, PCS modules, and IP150.

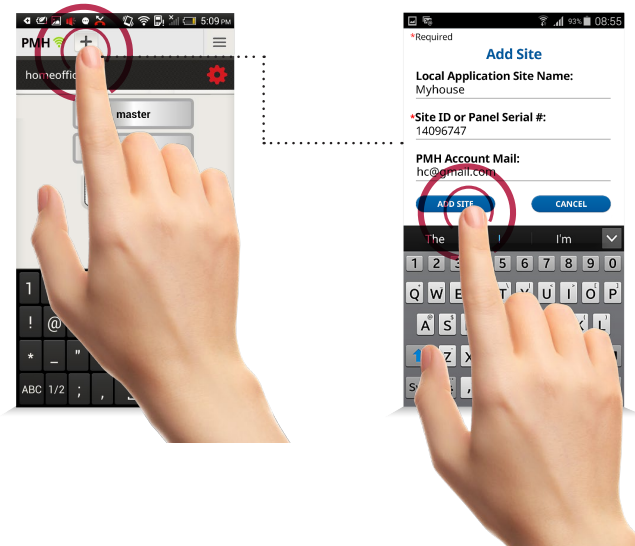
Once the Panel and the above devices are powered up and connected to the internet or the cellular network, they will auto – connect to PMH and indicate that they are live.

From the Insite GOLD main menu, select Menu > Create new site. After selecting the site type and entering the panel serial number and installation information, a payment screen will appear with service options including a one month free trial. A free month will be added for any paid service as well. The free month will start at the first of the month after the registration date.



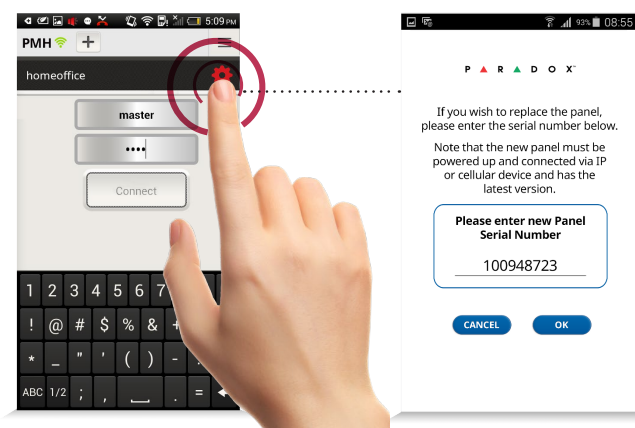
## Adding Site to Insite Gold

Once an account and sites are created in PMH, download and open the Insite GOLD application. Select + on top of main screen, enter the Local application name (optional), PMH site ID or Site panel serial number, and PMH account email address for this site.



## Replacing a Panel in a Site

A panel site can be replaced in case of malfunction, if it requires an upgrade or needs to be replaced. Once the registered panel has stopped polling PMH, in the master application, a red gear will appear when the application connects to PMH. Pressing on the gear will allow entering a new panel serial number; when confirmed, if PMH has the new serial number panel polling and not assigned to a site, the replacement will be confirmed and a confirmation email will be sent to the PMH email account.



**P ▲ R ▲ D O X™**  
www.paradox.com

SPMH-G2K rev. 00 - Printed in Canada 12/2016  
Specifications may change without prior notice. US, Canadian and international patents may apply. Paradox is a trademark or registered trademark of Paradox Security Systems (Bahamas) Ltd. or its affiliates in Canada, the United States and/or other countries. © 2016 Paradox Security Systems Ltd. All rights reserved.

